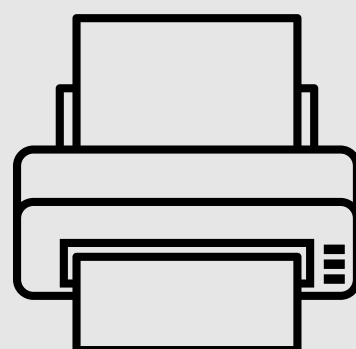


THE PROCESS OF

Printing with Printeron!

HERE'S HOW TO PRINT FROM WIFI!!



1

DECIDE TO PRINT SOMETHING

- You can print
 - .docx, .pdf, google doc...etc
 - .jpg, .jpeg, .png, .tiff...etc

CHOOSE A LIBRARY



• Main Library



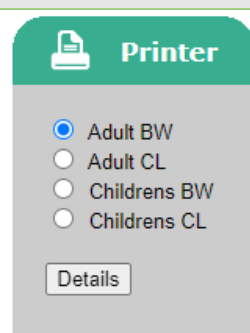
• Barney Library

2

3

SELECT PRINTER

- Choose Adult or Children
 - Black and White (BW)
 - Color (CL)



User Info

Email address:

Your user information is used to uniquely identify your print jobs.

ENTER USER INFO

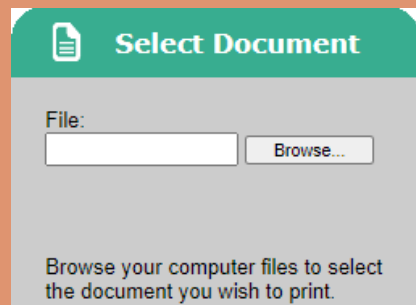
- Enter an email address that you can remember.

4

5

SELECT YOUR DOCUMENT!

- Click (or tap) "Browse..."
- Find the file that you want to print
- Click (or tap) on the file to upload



SUBMIT YOUR PRINT TO THE QUEUE!



- Click (or tap) the Green Printer Button.
- It will produce a Ref #

6

7

PAY FOR PRINT AND WAIT

- Go to the desk
- Pay for your print
- 20¢ per page for Black and White
- 50¢ per page for Color

